



2

● Common Core State Standards ●

Answer Key

Grade 2

- **English Standards**
- **Math Standards**

**Worksheets and Activities
that teach every standard!**

ENGLISH STANDARDS Pages 4-326

RL.2.1 : Pages 4-10

PAGES 4-5

No answers required.

PAGES 6-8 - READING QUESTIONS

Match the who-what-when-where-how-why questions and answers, and then write the answers in the boxes on page 8.

Who = Henry

What = Went camping

Where = inside his house

Why = He doesn't like mosquitoes

How = he set up his tent in the living room

When = at night

PAGE 9 - HELPING

Sample answers:

1. At a house, in the neighborhood, near the boy's house...
2. 7 people (mom, dad, sister, Mrs. White, Mr Hill, Mr. Snow, Mrs. Snow)
3. watering the garden
4. Answers will vary.
5. Questions will vary. Make sure they write 2.

PAGE 10 - ANTICIPATION

Sample answers:

1. getting a puppy
2. a summer morning, one morning, after school was out
3. 8:45
4. the animal shelter, because it felt right to give an unwanted animal a new home.
5. Questions will vary. Make sure they write 2.

RL.2.2 : Pages 11-18

PAGES 11-12

No answers required.

PAGES 13-16 - FABLES AND FAIRY TALES

Use the discussion cards to talk about the stories named on the story cards.

PAGE 17 - THE CROW AND THE PITCHER

Sample answers:

1. The crow feels thirsty. He was giving up on getting water.
2. I would feel angry or upset if I was thirsty and couldn't drink.
3. He tries to put pebbles in the pitcher.
4. I would knock the pitcher over, or pick it up...
5. It is trying to teach you to not give up. It is teaching us to think.

PAGE 18 - THE FOX AND THE GRAPES

Sample answers.

1. He feels thirsty. He doesn't like not getting the grapes.
2. I would get angry at the grapes and tree.
3. He says they are sour.
4. I would climb the tree. I would give up. I would jump again...
5. The story is teaching us not to give up. The story is teaching us about being proud...

RL.2.3 : Pages 19-25

PAGES 19-20

No answers required.

PAGES 21-23 - OLD SOCKS

Read the story. Fill out the organizer. Sample answers follow.

EVENT = REACTION = TEXT

Mom wants to throw away socks. = Susan didn't like that. = She defended her socks, nothing could change her mind.
Tommy teased Susan = Susan got angry = Susan hollered "be quiet"

Bobby tells everyone about his favorite underwear = Susan thinks it is gross = Ewww!

Mom suggests Susan finds a new pair soon = Susan agrees, but wants to enjoy the others while she can = She figured she might as well enjoy them while they lasted.

PAGE 23 - GRAPHIC ORGANIZER

Use the organizer to look for events and character reactions.

PAGE 24 - RAINBOW FISH

Read the text and answer the questions.

PAGE 25 - CHRYSANTHEMUM

Read the text and answer the questions.

RL.2.4 : Pages 26-31

PAGES 26-27

No answers required.

PAGES 28-29 - HOW WORDS WORK

Read the poem and fill out the answers on page 29.

Sample answers:

Which words rhyme = street-meet, park-bark, lake-make, hill-still,

kite-tight, ball-all, go-slow, leap-keep, fly-pie, light-night

Which words or phrases repeat = run, run, run

Pictures will vary.

This poem is about = running, running around town, running everywhere, going all over...

This poem made me feel = excited, energetic, like running, tired, busy...

PAGE 30 - RHYTHM AND RHYME - CRICKETS

1. lines 1-4 = 7, 8, 7, 8 lines 5-8 = 7, 8, 9, 8

2. night-tight, chirp=hurt (sort of), mate-communicate, thicket-cricket

3. Answers will vary.

PAGE 31 - RHYTHM AND RHYME - OBSIDIAN

1. lines 1-4 = 9, 7, 8, 6 lines 5-8 = 9, 8, 8, 7

2. know-volcano, fast-glass (sort of), brittle-scalpels, sharp-art (sort of)

3. Answers will vary.

RL.2.5 : Pages 32-41

PAGES 32-33

No answers required.

PAGES 34-37 - PLOT ROLLER COASTER

Match the beginnings, middles, and ends, and then draw pictures to match. Pictures will vary.

PAGE 38 - BEGINNINGS AND ENDINGS

Answers will vary according to story chosen.

PAGE 39 - BEGINNINGS

Compare and contrast the beginnings of two stories. Answers vary according to stories chosen.

PAGE 40 - ENDINGS

Compare and contrast the endings of two stories. Answers vary according to stories chosen.

PAGE 41 - WHAT KIND OF STORY

The Odyssey = mythology

Plays for Children = play

Cinderella = fairy tale

Arthur's Pet Business = story (fiction)

America's Children = photo essay

Aesop's Fables = fable

Harry Potter = fantasy

The Revolutionary War = history

Holes = realistic fiction (mystery acceptable)

A Light in the Attic = poem

The Boxcar Children = mystery (realistic fiction acceptable)

Dinosaurs = non-fiction

RL.2.6 : Pages 42-48

PAGES 42-43

No answers required.

PAGES 44-46 - LOOKING AT THE CHARACTER'S VIEWPOINTS

Read the story on page 44, then use the worksheet to fill in information about how a character thinks and feels. The blank one on page 46 can be used for any story.

Sample answers for page 45:

Mark = Mark is jealous and angry about his sister = he pops the balloon, and doesn't listen to mother

Grandpa = understanding and wants to help Mark = he offers to come by and spend time with Mark

Mother = angry about Mark's behavior = She shouts at him.

PAGE 47 - CHARACTER'S VOICE AND POINT OF VIEW

Answers will vary according to stories and characters chosen.

PAGE 48 - WHO'S TALKING NOW?

Sample Answers:

STORY 1:

Who is telling the story = 1st-person, Peter is telling the story.

How do you know = Mom calls his name directly, and he is the one talking, using "I"

STORY 2:

Who is telling the story = a 3rd-person narrator is telling the story

How do you know = no one keeps saying "I did this" or "I did that" or the narrator is describing what everyone is doing.

STORY 3:

Who is telling the story = 1st-person, a dog is telling the story

How do you know = he talks about himself. He does dog stuff, like wagging tails, eating kibbles, and playing with a bone.

RL.2.7 : Pages 49-56

PAGES 49-50

No answers required.

PAGES 51-52 - CHARACTER, SETTING, AND PLOT

Match 3 sets of cards.

Plot = The story told in a novel or play = this story is about a girl who...

Character = a person in a story, novel, or play = girl picture

Setting = where a story, novel, or play takes place = cabin picture

PAGES 53-54 - MY READING BUDDY

Use this planner to help keep track of story elements.

PAGE 55 - TEXT AND ILLUSTRATION CLUES

Sample answers:

1. She is angry. She is upset.

2. She wants to win. Byron isn't playing fair.

She has a frown. Her arms are crossed.

3. They are at home, because they have dishes.

4. Byron might let her win. Byron might say he is sorry. She might quit playing.

5. She is upset. He wants to keep playing.

PAGE 56 - TEXT AND ILLUSTRATION CLUES

Sample answers:

1. At home. He did his homework and has snacks. By the TV, because he looks like he's watching stuff.

2. He is watching TV. He has soda and snacks, so he might be watching a movie.

3. Carl is happy, because he has soda and snacks.

4. Maybe that is his little brother or sister.

5. The other pig is yelling. Maybe he wants some food, too. Carl ate his snacks?

6. Carl might share. Mom might tell Carl to stop eating so much.

RL.2.9 : Pages 57-63

PAGES 57-58

No answers required.

PAGE 59-61 COMPARING STORIES GRAPHIC ORGANIZERS
Answers will vary according to stories chosen. Use your own stories or some of the suggested stories on page 61. Use the comparison graphic organizers on pages 59-60.

PAGES 62-63 - LITTLE RED HEN VENN DIAGRAMS
Compare and Contrast one or more Little Red Hen stories with the Venn Diagram. Answers will vary.

RL.2.10 : Pages 64-69

PAGES 64-65

No answers required.

PAGE 66-67 - WHAT HAVE YOU READ THIS YEAR?
Make a booklet using page 66 as the cover, and multiple copies of 67 as the interior. Have students rate and critique books as they progress through the year.

PAGES 68-69 - READING LOGS
Use these pages to keep track of student reading and genres.

RI.2.1 : Pages 70-76

PAGES 70-71

No answers required.

PAGES 72-74 - EXTRA, EXTRA! READ ALL ABOUT IT!
Match the Who, What, When, Where, How, and Why question cards to their examples. Then practice those skills on the organizer on page 74. Answers vary according to story chosen.

PAGE 75 - FEELINGS

Sample answers:

1. About feelings. About how you feel.
2. If you don't feel you are treated fairly or can't get what you want.
3. Talking helps you feel better.
4. I feel angry. I get frustrated. I feel sad. I get depressed.
5. Questions will vary.

PAGE 76 - SIMPLE MACHINES

Sample answers:

1. About machines. About simple machines.
2. wheel-and-axle, lever, pulley, wedge, screw, and inclined plane.
3. A hammer is a lever. An inclined plane is a driveway or skateboard ramp.
4. Some things don't look like machines, but they are.
5. Questions will vary.

RI.2.2 : Pages 77-83

PAGES 77-78

No answers required.

PAGES 79-81 - WHAT'S THE MAIN TOPIC?
Read the story on page 80, and use it to answer the questions on page 81. Sample answers for important words:
Paragraph 1: insect, antennae, head, thorax, abdomen, proboscis, nectar
Paragraph 2: Blue Pygmy, wingspan, Queen Alexandra's Birdwing, lifespan

PAGE 82 - SEEDS

MAIN TOPIC = Seeds

PARAGRAPH 1:

Who? seeds (they're the subject)

What? seeds are plants waiting to grow

Where? what's inside a seed

When? N/A

How? They need air, water, and light to grow

Why? Seeds need to grow

PARAGRAPH 2:

Who? seeds (they're the subject)

What? seeds grow in steps

Where? seeds grow inside the seed, then in the ground

When? N/A

How? They grow roots, then stems, then leaves.

Why? Seeds grow to make plants that make more seeds later.

PAGE 83 - APOLLO 11

MAIN TOPIC = Apollo 11

PARAGRAPH 1:

Who? 3 astronauts

What? went to the moon

Where? Kennedy Space Center in Florida and the moon

When? July 16th, 1969

How? In a rocket to the moon

Why? To get to the moon.

PARAGRAPH 2:

Who? Neil Armstrong, Buzz Aldrin, Michael Collins

What? Walked on the moon

Where? the moon's surface

When? July 21st, 1969

How? Two got out and walked. One stayed behind.

Why? To walk on the moon.

RI.2.3 : Pages 84-91

PAGES 84-85

No answers required.

PAGE 86-89 - WHAT COMES NEXT?

Read the story and fill out the worksheets on Page 87-89.

PAGE 87:

1. The dates help tell the order of the story.

2. They help you understand how long things took to do.

Timeline Dates: 1865, 1884, 1886

PAGE 88:

The answers are the same as the previous page. Students just have to write in the events and the dates on the timeline.

PAGE 89:

Write the 3 dates or steps in order, as a list.

PAGE 90 - COMPARING EVENTS

Use this page to compare events. Answers will vary.

PAGE 91 - HOW TO MAKE POPCORN

Use this page to write the sequence of events from the book *The Popcorn Book*. Use sequencing words.

RI.2.4 : Pages 92-98

PAGES 92-93

No answers required.

PAGES 94-97 - WHAT DOES THAT WORD MEAN?

Read the story. Respond to new vocabulary words. Fill in answers. Page 97 can be used for any story. Answers will vary.

PAGE 98 - WORD MEANINGS

Read *Earthworms*. Use the organizer to help chart new words and context clues. Answers will vary.

PAGE 98 - ROCKING WORD MEANINGS

Read *Let's Go Rock Collecting*. Use the organizer to help chart new words and context clues. Answers will vary.

RI.2.5 : Pages 99-114

PAGES 99-100

No answers required.

PAGES 101-112 - TEXT FEATURES SCAVENGER HUNT

Match the Purple Text Features Cards to the Green Description Cards. Then use pages 106-112 to find those features in different books and stories. Answers vary according to stories chosen.

PAGE 113 - I CAN USE NONFICTION TEXT FEATURES

Use the graphic organizer to write down where each text feature was found, the page numbers, and what was learned from them.

PAGE 113 - USING NONFICTION TEXT FEATURES

Use the graphic organizer to write about text features in *Plants Bite Back*.

RI.2.6 : Pages 115-124

PAGES 115-116

No answers required.

PAGES 117-122 - WHY WAS IT WRITTEN?

Match the Author's Purpose Cards to the description cards. Then, sort the 12 examples into the right categories. Bookmarks on page 122 help remind students of authors' purposes.

INFORM:

Bottlenose Dolphins...

The African Elephant...

The giraffe is one...

The first thing you need...

ENTERTAIN:

Zach was out of...

Emily was so happy...

Billy loved bugs...

Tammy liked school...

PERSUADE:

Dogs are the best...

Everyone should go get pizza...

You should always...

We should only go...

PAGE 123 - PURPOSE

Sample Answers:

1. Giraffes

2. To inform about giraffes. To teach about giraffes.

3. Giraffes are one of the tallest animals. They have long legs and necks and spots. Males are taller than females. They live in Africa. They can eat from tall trees. They don't need much water.

PAGE 124 - PURPOSE (BLANK)

Use this blank worksheet to write about any story. Answers vary.

RI.2.7 : Pages 125-131

PAGES 125-126

No answers required.

PAGE 127 - USING IMAGES WHILE READING

Explain how these diagrams help understanding.

PAGE 128 - FOUR SEASONS

Sample answers:

Spring = Flowers are growing. Leaves are coming. Things are green.

Summer = It is sunny. There are blue skies.

Fall = Leaves are falling. Things are red and orange.

Winter = There are no leaves. There is a snowman. It looks cold. Things are white.

PAGE 129 - PICTURES IN TEXT CARDS

Use these cards to explain different pictures in texts. Answers vary.

PAGE 130 - IMAGES IN TEXT

Sample answers:

ROW 1:

diagram

helps you understand the parts of an eye

you could learn the parts of an eye and how an eye works.

ROW 2:

photo

It helps you understand how a fish looks and where it lives.

You could learn about a fish's home and colors.

ROW 3:

drawing (it is not labeled, so it's not a diagram)

It helps you see how the parts fit together.

You could learn what the machine does.

PAGE 131 - CREATING IMAGES IN TEXT

Pictures will vary. You might want to cover up the picture provided, and show it to them after, to see how it matches their imaginations...

RI.2.8 : Pages 132-138

PAGES 132-133

No answers required.

PAGES 134-136 - LET'S GIVE SOME SUPPORT

Use the story to get details to support a point. Page 136 is blank, so it can be used for any story.

Sample answers for page 135:

They are known for their long necks.

Male giraffes can be 19 feet tall.

They can eat leaves from tall trees.

PAGE 137 - MAKING A POINT

Use this graphic organizer to show details that support a main point.

PAGE 138 - SUPPORT THE POINT

Sample Answers:

Earth is becoming littered.

Half the Earth's forests are gone.

Recycling puts less garbage in the landfill.

Trash is burned and pollutes the air.

Things can be reused.

Chemicals are getting in the earth.

Our water is getting polluted, too.

We need to reduce and reuse.

We need to make sure Earth is clean enough to support us.

RI.2.9 : Pages 139-144

PAGES 139-140

No answers required.

PAGE 141 - COMPARING TEXTS

Match the definition to the card.

PAGE 142 - COMPARE AND CONTRAST

Use this page to compare two stories or texts.

PAGE 143 - COMPARING SIMILAR TEXTS

Use this page to compare two stories or texts.

PAGE 144 - COMPARING SIMILAR TEXTS

Read the two stories. Then, use this page to compare the two texts.

RI.2.10 : Pages 145-150

PAGES 145-146

No answers required.

PAGES 147-148 - READING INFORMATIONAL TEXTS

Make a booklet using page 66 as the cover, and multiple copies of 67 as the interior. Have students rate and critique books as they progress through the year.

PAGES 149-150 - READING LOGS

Use these pages to keep track of student reading and genres.

RF.2.3 : Pages 151-166

PAGES 151-152

No answers required.

PAGES 153-157 - PREFIXES & SUFFIXES

For pages 153-154, properly sort the words cards into the correct column, according to their prefixes. There are 5 for each column. For pages 155-156, properly sort the words cards into the correct column, according to their suffixes. There are 5 for each column. For page 157, use the words from the sorts in sentences. Answers will vary.

PAGES 158-163 - BARNYARD PREFIX MATCH

Match the words cards to the proper animal cards. Use those skills and words on page 163.

COLUMN 1:

Retell
Remake
Repay
Rebuild

COLUMN 2:

Unsafe
Unfair
Unlocked
Unkind

PAGE 164 - STORY TIME

1. unlocked
2. unsafe
3. repay

PAGE 165 - PREFIXES AND SUFFIXES

UNDERLINE: ROOT:

pre	heat
un	kind
less	breath
ly	quick
over	look
de	frost
ful	wonder
able	comfort
sub	marine
under	sea

PAGE 166 - LONG OR SHORT

1. short
2. short
3. long
4. short
5. long
6. long
7. long
8. short
9. short
10. long

RF.2.4 : Pages 166-173

PAGES 166-167

No answers required.

PAGE 168-171 - GOLD MEDAL READING STRATEGIES

Use these reading strategies with any text. Answers vary.

PAGE 172 - THE GIANT GIRAFFE

Use this page to chart oral reading fluency over several dates.

PAGE 173 - THE RESCUED CAT

Use this page to chart oral reading fluency over several dates.

W.2.1 : Pages 174-179

PAGES 174-175

No answers required.

PAGES 176-178 - SHARE YOUR OPINION!

Write an opinion and support it with details on these three different forms.

PAGE 179 - OPINIONS AND REASONS

Write an opinion about folk and fairy tales.

W.2.2 : Pages 180-187

PAGES 180-181

No answers required.

PAGES 182-184 - WRITE ABOUT BUGS

Choose a critter card and write about them, using facts and good supportive details.

PAGES 185-187 - WRITING PAPERS

Use these three forms to write about just about anything!

W.2.3 : Pages 188-194

PAGES 188-189

No answers required.

PAGES 190-192 - BACK TO SCHOOL WRITING

Choose several adjectives and use them to write on pages 191-192.

PAGES 193-194 - NARRATIVES

Use these forms to help you plan writing fictional and real life narratives.

W.2.5 : Pages 195-200

PAGES 195-196

No answers required.

PAGES 197-198 - STRENGTHEN YOUR WRITING

Use the checklist on page 197 to help critique a student's writing on page 198.

PAGES 199-200 - WORK IN PROGRESS

Use these forms to help you write and edit. One offers a picture to use as a prompt.

W.2.6 : Pages 201-209

PAGES 201-202

No answers required.

PAGES 203-206 - WISHES AND STARS

Use these worksheets to write, edit, and rewrite using peers and technology when possible.

PAGES 207-208 - CREATING A POWERPOINT PRESENTATION

Use these planning sheets to help plan a powerpoint presentation.

PAGE 209 - USING DIGITAL RESOURCES

Use this page to check off student successes in technology.

W.2.7 : Pages 210-221

PAGES 210-211

No answers required.

PAGES 212-219 - RESEARCH IT!

Use pages 212-215 to do research, write and draw about it. Record information found on the forms.

Use pages 216-219 to make a research booklet that answers 3 questions.

PAGE 220 - RESEARCH TOGETHER

Use this form to do a team research project.

PAGE 221 - SCIENTIFIC OBSERVATION

Use this form to do a scientific observation.

W.2.8 : Pages 222-230

PAGES 222-223

No answers required.

PAGES 224-228 - GATHERING ANSWERS

Using the pre-made questions cards or the blank ones with questions of your own, research answers to the questions. Use forms on pages 226-228 to record answers.

PAGE 229 - ANSWERING A QUESTION (BATS)

Boxes sample answers:

Bats have wings.

Bats sleep upside down.

Bats have echolocation to help them hear and find things.

Bats can fly.

Bottom:

Bats are the only flying mammals. Other mammals do not have wings.

PAGE 230 - ANSWERING A QUESTION

Use this blank form to have students come up with supporting details to support an answer to a question.

SL.2.1 : Pages 231-236

PAGES 231-232

No answers required.

PAGES 233-235 ROLES OF CONVERSATION

Use the role play cards to help practice conversation and listening.

PAGE 236 - SMALL GROUP DISCUSSIONS

Use the checklist to follow discussion rules, then write something that was learned during the talk.

SL.2.2 : Pages 237-241

PAGES 237-238

No answers required.

PAGES 239-240 - RETELL THE STORY

Read the story. Then use the questions and answers sheet to check off answers students gave correctly.

PAGE 241 - TAKING NOTES

Use this form to take notes on a discussion. Share and discuss.

SL.2.3 : Pages 242-248

PAGES 242-243

No answers required.

PAGES 244-247 - CAN YOU TELL US MORE?

Use the role cards to assign discussion roles. Try to answer the questions about Farms, Trees, and Fences. Rotate jobs.

PAGE 248 - ASKING QUESTIONS TO UNDERSTAND

Use this form to get information by asking questions.

SL.2.4 : Pages 249-255

PAGES 249-250

No answers required.

PAGES 251-254 - TELL US ABOUT IT

Use the discussion cards to take turns talking.

PAGE 255 - ORAL STORYTELLING

Use the organizer to write down major points or ideas and use them to retell a story.

SL.2.5 : Pages 256-260

PAGES 256-257

No answers required.

PAGES 258-259 - 5 MINUTES OF FAME

Practice recording stories or poems. Use the planning sheet to get ready. If there is no microphone, use the pretend one.

PAGE 260 - MAKE AN AUDIO RECORDING

Use technology to make a speech or recording.

SL.2.6 : Pages 261-264

PAGES 261-262

No answers required.

PAGE 263 - HELP ME OUT

Practice asking for clarification by using the sentence starters provided.

PAGE 264 - MAKE AN AUDIO RECORDING

Use the planning sheet to write and discuss the steps of a procedure.

L.2.1 : Pages 265-279

PAGES 265-266

No answers required.

PAGE 267-269 - IRREGULAR PLURAL NOUNS

Use the cards to practice irregular nouns. Use those skills on page 269. Answers from top to bottom:

1. 3 teeth
2. 2 mice
3. 5 children
4. 4 people
5. 3 feet
6. 2 dice
7. 4 women
8. 7 men

PAGE 270-275 - SNOW MUCH FUN WITH NOUNS

Sort the nouns into irregular and regular nouns.

REGULAR (SINGULAR): IRREGULAR PLURAL:

man	men
woman	women
child	children
tooth	teeth
wolf	wolves
die	dice
knife	knives
foot	feet
leaf	leaves

PAGE 276 - IRREGULAR PLURAL NOUNS

child = children

foot = feet

mouse = mice

cactus = cacti or cactuses are both acceptable

vertebra = vertebrae

bacterium = bacteria

deer = deer

PAGE 277 - IRREGULAR VERBS

sit = sat

run = ran

break = broke

find = found

hurt = hurt

weave = wove

strike = struck

PAGES 278-279 - COLLECTIVE NOUNS

Answers are also on page 279. From top to bottom...

1. lodge
2. colony
3. flock
4. swarm
5. herd
6. rookery
7. school
8. bed
9. litter
10. pack

L.2.2 : Pages 280-289

PAGES 280-281

No answers required.

PAGES 282-284 - CAPITALIZE IT!

Sort the words into the categories.

CAPITALIZE: **don't capitalize:**

Thanksgiving	girl
Coke	glass
Atlantic Ocean	book
iPad	pillow
Fourth of July	dog
Africa	ocean
Halloween	holiday
Disney	
Texas	
Ford	
Mexico	
St. Patrick's Day	
United States	
ESPN	

PAGE 285 - SHOULD IT BE CAPITALIZED?

From top to bottom...

WORD:	Y/N:	WHY:
Halloween	Yes	Holiday
dog	No	not a specific dog
Snickers	Yes	Brand of candy bar
book	No	not any specific book
Spiderman	Yes	Name of character/movie/book
United States	Yes	Country
costume	No	not a specific one

PAGE 286 - FIXING SENTENCES

Corrected sentences are below. Corrections are underlined.

1. The grasshopper's ears are on its front legs.
2. William Kirby is known as the father of entomology.
3. The bug museum in New Jersey is called Insectropolis.
4. Bugz-Be-Gone Pest Control came to spray for ants.
5. My Monarch Butterfly collection is bigger than his.
6. Why does Ted the beekeeper wear that net on his head?
7. I saw an Apple computer at the mall yesterday.
8. Mrs. Ferrara's Class counted 97 mealworms on Friday.
9. We buy honey to pour in our Quaker Oatmeal.
10. The Chicago Bulls are my favorite basketball team.
11. We all ate chocolate-covered grasshoppers at Tom's party.
12. Bees are found on every continent except Antarctica.

PAGE 287-288 - SPELLING WORDS

Suggestions are on page 288. Here are other sample answers:

-age = cage, page, rage, wage, stage...
 -edge = badge ...
 -edge = ledge, hedge, wedge, sedge...
 -odge = dodge, lodge, hodgepodge...
 -idge = bridge, smidge, ridge, fridge, midge...
 -udge = budge, fudge, smudge, sludge, grudge, judge, pudge...

PAGE 289 - COMMA, COMMA

Upper left letter:

April 13, 1955
 Dear aunt Florence,
 lovingly, your niece, Patricia

Upper right letter:

June 20, 1803
 Dear Mr. Lewis,
 Presidentially Yours, Thomas Jefferson

Bottom Letter:

Dear Patrick, Susie, and Floyd,
 Love, Mom and Dad
 Sioux Falls, SD

L.2.3 : Pages 290-298

PAGES 290-291

No answers required.

PAGES 292-294 - FORMAL OR INFORMAL?

Sort the cards into Formal and Informal Categories. Some of these are a matter of opinion, but for each pair, there is one that is less formal. On page 294, write about the uses of formal and informal language.

FORMAL:

That is wonderful!
 Please stop running in the hallways.
 Would you like to go to the park?
 He is going to the game tonight.
 Hello, how are you doing?
 I haven't seen you for such a long time.

INFORMAL:

That's totally awesome!
 Quit runnin' in the hall!
 You wanna go to the park?
 He's goin' to the game tonight.
 Hey, what's up?
 Long time, no see.

PAGE 295-296 - FORMAL VS. INFORMAL (MATCHING)

The answers are on page 296, but will be repeated here in matched pairs. Some sentences have been shortened for the sake of space.

FORMAL:

That's too bad.
 The item was five dollars...
 He may not be correct...
 His bag contains many...
 He discovered that the...
 She asked if it was...
 She appears to be upset...
 Hello. How are you doing...
 The children there are...

INFORMAL:

That stinks.
 It was, like, five bucks...
 I think he was totally...
 He has a lot of stuff...
 He found out that the sheep...
 She asked if it was OK.
 She seems to be pretty sad.
 Whassup with you?
 Those kids are wicked noisy.

PAGE 297 - FORMAL VS. INFORMAL (SITUATIONS)

From left to right...

COLUMN 1:	COLUMN 2:	COLUMN 3:
informal	informal	formal
formal	formal	informal
formal	formal	informal
informal	formal	formal
formal	formal	informal

PAGE 298 - FORMAL VS. INFORMAL (LETTERS)

Use this form to practice writing formally and informally.

L.2.4 : Pages 299-306

PAGES 299-300

No answers required.

PAGES 301-303 - EXPLORING NEW WORDS

Practice making new words using the prefix cards and the root word cards. Use these skills on page 303.

Sample answers:

WORD:	PREFIX MEANS:	WORD MEANING:
preheat	before	heat before heating
untie	not/undo	to undo the tie
recount	again	count again
renew	again	make new again
unlock	not/undo	to make not locked
pretest	before	test before the test
unequal	not	no the same
reread	again	to read again
prewash	before	to wash before washing

other answers in the blanks will vary according to words used.

PAGE 304 - MULTIPLE MEANINGS

1. watch
2. pet
3. can
4. cut
5. trip
6. fire
7. pack
8. bat
9. sheet
10. break
11. ruler

PAGE 305 - MULTIPLE MEANINGS

Sentences depend on words chosen. Answers will vary.

PAGE 306 - NEW MEANINGS

BREAK APART = DEFINITION

1. light + house = A house that makes light for boats.
2. house + fly = A kind of fly that comes in your house.
3. book + shelf = A shelf for books.
4. note + book = A book to take notes in.
5. book + mark = Something to keep your place in a book.
6. bed + room = A room with a bed to sleep on.
7. cook + book = A book that helps you know how to cook.
8. class + room = A room where classes study.
9. lunch + room = A room where people eat.
10. clip + board = A board with a clip to hold papers.
11. *Answers vary according to words chosen.*

L.2.5 : Pages 307-318

PAGES 307-308

No answers required.

PAGES 309-312 - DESCRIBE IT

Match the description cards to the picture cards. Explain your reasoning.

PAGES 313-315 - MY FIGURATIVE LANGUAGE BOOK

Use these pages to practice using figurative language in sentences. Make a booklet.

PAGE 316 - FIGURATIVE LANGUAGE

1. freezing - cold - cool - warm
2. dissatisfied - content - happy - excited
3. tiny - average - large - huge
4. whisper - talk - shout/yell (last 2 are interchangeable)
5. frustrated - mad - angry - furious

PAGE 317 - WORD RELATIONSHIPS

Sample Answers:

JUICY = grapes, watermelon, fruit, oranges...

SHARP = scissors, thorns, needles, saws, claws...

SPICY = hot peppers, chicken wings, hot sauce, salsa...

HOT = coffee, tea, water, machines, melted stuff...

PAGE 318 - FIGURATIVE LANGUAGE

SET 1: toss, hurl, throw (last 2 can swap)

SET 2: jog, run, walk

SET 3: screams, yells, talks

SET 4: looks, glares, stares

L.2.6 : Pages 319-326

PAGES 319-320

No answers required.

PAGES 321-323 - USING NEW WORDS

Use these organizers and writing sheets to keep track of new words and to practice using them.

PAGES 324-326 - DESCRIBING

Read the books or poems and answer the questions. Answers will vary.

MATH STANDARDS Pages 327-581

2.OA.1 : Pages 328-336

PAGES 328-329

No answers required.

PAGES 330-334 - BARNYARD MATH

Practice answering the word problems. Students can play the Tic-Tac-Toe game, draw it, or both. After, practice these skills on page 334. Draw pictures to support the equations.

From top to bottom...

3+2+5=10 (Letter O)

7+2+4=13 (Letter D)

2+10+4=16 (Letter Y)

20+14=34 (Letter M)

Therefore, using those letters and numbers, the answer to the joke is M-O-O-D-Y. The grouchy cow is Moo-dy.

PAGE 335 - ADDING AND SUBTRACTING NUMBER STORIES

BOX 1: 13+9=22. Julie has 22 kisses. Stacy's 9 are extra info.

BOX 2: 55-5-8-2=40 cupcakes. or 55-(5+8+2) = 55-15=40

BOX 3: 37+20+29-12=74 chicks. or 37+20+29 = 86-12=74

BOX 4: 14+23+17+41=95 rocks

PAGE 336 - ADDING AND SUBTRACTING NUMBER STORIES

BOX 1: 35-18=17 flowers

BOX 2: 48-16=32 cookies in the 2nd jar.

BOX 3: 19+15+5=39 barbies

BOX 4: 98-40-19-20=19 cents. or 98-(40+19+20) = 98-79=19

2.OA.2 : Pages 337-344

PAGES 337-338

No answers required.

PAGES 330-334 - LET'S WORKOUT OUR BRAIN

Use the card game to practice adding and subtracting.

PAGE 343 - ADDING TO TWENTY

COL1:	COL2:	COL3:	COL4:
19	19	20	14
17	19	20	18

All of the bottom answers are 20.

PAGE 343 - ADDING TO TWENTY

Answers from the top section and then the bottom...

COL1:	COL2:	COL3:	COL4:
13	12	15	14
11	19	18	16

COLUMN 1:	COLUMN 2:
7	9
4	1
3	6
2	8

2.OA.3 : Pages 345-355

PAGES 345-346

No answers required.

PAGES 347-352 - ODD OR EVEN

Count the items on the picture cards to sort them into odds and evens.

PAGE 353 - ODDS OR EVENS (APPLES)

ODDS: 3, 7, 13, 11, 15, 1, 19 (color brown)

EVENS: 14, 8, 2, 4, 10, 6, 18 (color red)

PAGE 354 - ODD OR EVEN

1. 5+5=10

2. 4+4=8

3. 6+6=12

4. 8+8=16

5. 8+8=16

6. 2+2=4

7. 3+3=6

8. 8+8=16

9. 5+5=10

10.

PAGE 355 - ODD OR EVEN

COL1:	COL2:	COL3:	COL4:
odd	odd	even	even
odd	even	even	odd
even	odd	even	odd
odd	even	odd	odd
even	even	even	odd

Bottom answers will vary.

2.OA.4 : Pages 356-365

PAGES 356-357

No answers required.

PAGES 358-363 - SWEET RECTANGULAR ARRAYS

Match the cupcake cards to the equation cards that fit. Practice that skill on page 363.

Page 363 answers from top to bottom...

PICTURE COLUMN:	EQUATION:
2 rows of 4	4+4=8
2 rows of 5	5+5=10
5 rows of 2	2+2+2+2+2=10
2 rows of 2	2+2=4
3 rows of 3	3+3+3=9
4 rows of 3	3+3+3+3=12

PAGE 364 - ADDING AND ARRAYS

From left to right...

3x3 array = 3+3+3=9

4x2 array = 2+2+2+2=8 and 4+4=8

2x2 array = 3+3=6 and 2+2+2=6

5x3 array = 3+3+3+3+3=15 and 5+5+5=15

PAGE 365 - ADDING AND ARRAYS

From left to right...

4x4 array = 4+4+4+4=16 (only one here)

5x5 array = 5+5+5+5+5=25 (only one answer)

5x2 array = 5+5=10 or 2+2+2+2+2=10

5x1 array = 5=5 or 1+1+1+1+1=5

3x5 array = 3+3+3+3+3=15 or 5+5+5=15

2.NBT.1 : Pages 366-373

PAGES 366-367

No answers required.

PAGES 368-372 - LET'S MAKE A NUMBER!

Play the game to practice place value. Directions are on page 367.

PAGE 373 - HUNDREDS, TENS, AND ONES

Going left to right, answers by place values...

NUMBER	HUND:	TENS:	ONES:
271	2	7	1
418	4	1	8
523	5	2	3
849	8	4	9
740	7	4	0
642	6	4	2
339	3	3	9
967	9	6	7

PAGE 374 - HUNDREDS, TENS, AND ONES

Going left to right, answers by place values...

NUMBER	HUND:	TENS:	ONES:
502	5	0	2
673	6	7	3
981	9	8	1
720	7	2	0
487	4	8	7
199	1	9	9
363	3	6	3
804	8	0	4

2.NBT.2 : Pages 375-382

PAGES 375-376

No answers required.

PAGE 377 - SKIP COUNTING WITH APPLES

Cut the 9 puzzle pieces out. The answers are on the adjacent piece. Fill in the blanks and check your answers.

PAGE 378 - WHAT COMES NEXT?

ROW 1: 35, 40

ROW 2: 20, 22

ROW 3: 110, 120

ROW 4: 18, 19

Answers will vary for the last 2 rows.

PAGES 379-380 - COUNT TO 1000 BY 5

Answers are on page 380. They will not be repeated here due to space constraints.

PAGES 381-382 - COUNT BY 10 AND 100

Answers are on page 382. They will not be repeated here due to space constraints.

2.NBT.3 : Pages 383-394

PAGES 383-384

No answers required.

PAGES 385-392 - BLAST OFF WITH NUMBERS

Match the expanded form, the written form, and the number form cards together. Practice that skill on the worksheet on page 392.

EXPANDED: BASE 10: WORD FORM:

300+50+0	350	Three Hundred Fifty
700+40+3	743	Seven Hundred Forty-Three
200+80+2	282	Two Hundred Eighty-Two
100+30+9	139	One Hundred Thirty-Nine
700+20	720	Seven Hundred Twenty
800+70+5	875	Eight Hundred Seventy-Five
600+90+3	693	Six Hundred Ninety-Three

PAGE 393 - WRITING NUMBERS

391 = Three Hundred Ninety-One

472 = Four Hundred Seventy-Two

813 = Eight Hundred Thirteen

906 = Nine Hundred Six

755 = Seven Hundred Fifty-Five

684 = Six Hundred Eighty-Four

249 = Two Hundred Forty-Nine

PAGE 394 - EXPANDING NUMBERS

592 = 500+90+2

912 = 900+10+2

763 = 700+60+3

841 = 800+40+1

608 = 600+8

359 = 300+50+9

218 = 200+10+8

2.NBT.4 : Pages 395-407

PAGES 395-396

No answers required.

PAGES 397-405 - SUPER HERO COMPARING NUMBERS

Use the cards to play WAR the card game. Use page 405 to record battles and number comparisons.

PAGE 406 - COMPARING HUNDREDS, TENS, AND ONES

Answers from left to right...

COLUMN 1:	COLUMN 2:	COLUMN 3:
>	<	<
<	<	<
>	>	=
<	=	<
=	>	<
=	<	<
<	<	=

PAGE 407 - COMPARING HUNDREDS, TENS, AND ONES

Answers from left to right...

COLUMN 1:	COLUMN 2:
< (56 is less than 78)	> (20 is more than 11)
> (39 is more than 21)	< (25 is less than 45)
> (800 is more than 300)	= (same)
> (36 is more than 0)	> (83 is more than 45)

2.NBT.5 : Pages 408-421

PAGES 408-409

No answers required.

PAGES 410-415 - LET'S GO ON A TRIP!

Use the spinner and cards to play a game. Add or subtract the two numbers to compare. Keep track on the record sheet on page 411. Practice more on page 415.

Answers from left to right...

COLUMN 1:	COLUMN 2:	COLUMN 3:
98	100	74
44	67	Answers vary.

PAGE 416 - ADDING TO ONE HUNDRED

Vertical Problems:

COL 1	COL 2	COL 3	COL 4
100	72	86	57
85	76	92	92

Horizontal Problems:

COLUMN 1	COLUMN 2
70	92
58	78
50	80
79	97

PAGES 417-418 - MANIPULATIVES

Use these to help work the problems on page 416.

PAGE 419 - ADDING TO ONE HUNDRED

Vertical Problems:

COL 1	COL 2	COL 3	COL 4
52	21	49	39
25	37	51	53

Horizontal Problems:

COLUMN 1	COLUMN 2
39	47
75	19
66	42
36	39

PAGES 420-421 - MANIPULATIVES

Use these to help work the problems on page 418.

2.NBT.6 : Pages 422-436

PAGES 422-423

No answers required.

PAGES 424-434 - ADDING TWO-DIGIT NUMBERS

Practice adding with the number cards. Add 2 or more numbers together, using the worksheet space on page 434.

PAGE 435 - ADDING TWO-DIGIT NUMBERS

From left to right, and then row by row...

35+46=81 because... 30+40=70 and 5+6=11, so 70+11=81

39+56=95 because... 30+50=80 and 9+6=15, so 80+15=95

Next row...

38+19+22=79 because 30+10+20=60 and 8+9+2=19, so 60+19=79

23+20+41=84 because 20+20+40=80 and 3+0+1=4, so 80+4=84

Last row...

12+32+45+10=99 because 10+30+40+10=90 and 2+2+5=9, so

90+9=99

22+31+42+38=133 because 20+30+40+30=120 and 2+1+2+8=13,

so 120+13=133

PAGE 436 - ADDING TWO-DIGIT NUMBERS

From left to right, and then row by row...

COLUMN 1:	COLUMN 2:
45+53+81+67=246	28+94+53+67=242
70+45+32+81=228	32+28+45+94=199

2.NBT.7 : Pages 437-448

PAGES 437-438

No answers required.

PAGES 439-446 - ADD AND SUBTRACT WITH FROGS

Use the cards to practice adding and subtracting 3-digit numbers. Write down problems and answers on page 446. The first few framed pages are large examples that can be used to practice as a group.

PAGE 447 - ADDING WITHIN ONE THOUSAND

Answers from left to right...

COLUMN 1:	COLUMN 2:	COLUMN 3:
839	779	975
985	800	855
639	839	855

PAGE 448 - SUBTRACTING WITHIN ONE THOUSAND

Answers from left to right...

COLUMN 1:	COLUMN 2:	COLUMN 3:
312	111	243
431	122	142
191	287	266

2.NBT.8 : Pages 449-459

PAGES 449-450

No answers required.

PAGES 451-457 - POPCORN MENTAL MATH

Use the red popcorn cards and the blue popcorn cards to practice adding and subtracting 3-digit numbers. Write down problems and answers on page 457.

PAGE 458 - ADDING AND SUBTRACTING 10 AND 100

COLUMN 1:	COLUMN 2:
310 addition	580
800	830
145	386
703	502 end addition
90 subtraction	800
370	850
889	452
621	375

PAGE 459 - ADDING AND SUBTRACTING 10 AND 100

- 347 - 10 = 337
- 467 + 100 = 567
- 783 - 100 = 683
- 546 + 10 = 556
- 746 - 100 = 646

2.NBT.9 : Pages 460-465

PAGES 460-461

No answers required.

PAGES 462-463 - WHY DOES IT WORK?

Use these pages to practice explaining why answers work.

PAGE 464 - WHY IT WORKS

Sample answers:

1. $4+5$ is the same as $5+4$ because the numbers are just reversed.
(add a picture to prove it)
2. $5+3+7=15$ because $3+7=10$ and $10+5=15$
3. $37+24=61$ because $30+20=50$ and $7+4=11$, so $50+11=61$
4. $64-28=$ because $64-20=44$ and $44-8=36$. Or, $64-24=40$ and $40-4=36$ (break apart methods, either by place value or otherwise)
5. $73-40=33$ (show 10s on the number line)
6. $56+37=93$ (show on number line)

PAGE 465 - WHY IT WORKS

Sample answers:

1. $13+6=19$ and $10+9=19$ (prove with picture)
2. $4+4+4+4=16$ (drawing pictures or arrays is great here)
3. $135+10=145$ (show changing 10s digit only)
4. $560-100=460$ (show subtracting 100s digit)
5. $85-67=18$ (number line)
6. $47+38=85$ (number line)

2.MD.1 : Pages 466-474

PAGES 466-467

No answers required.

PAGES 468-473 - MEASURE IT!

Use the question cards and appropriate measuring tools to measure the items on the cards. Fill out your answers on page 468. Practice these skills on the worksheet on page 473.

PAGE 474 - MEASURING WITH TOOLS

Answers are somewhat subjective, but should be justified.

1. pencil = ruler
2. jump rope = yardstick or measuring tape
3. school bus = measuring tape
4. head = ruler
5. paperclip = ruler
6. picnic table = yardstick or measuring tape
7. rug = yardstick
8. globe = ruler (measuring tape because it's flexible)
9. child = ruler or yardstick

2.MD.2 : Pages 475-480

PAGES 475-476

No answers required.

PAGES 477-478 - CENTIMETERS AND INCHES

Use two measures to find the length of the items on the cards.

PAGE 479 - MEASURING OBJECTS

Fishing Rod = 4 inches or 10 centimeters
Crayon = 6 inches or 14 centimeters
Spoon = 5 inches or 12 centimeters
Pen = 7 inches or 17 centimeters

PAGE 480 - MEASURING OBJECTS

Boat = 6 inches or 16 centimeters
Lizard = 5 inches or 12 centimeters
Truck = 3 inches or 7 centimeters
Telescope = 6 inches or 14 centimeters

2.MD.3 : Pages 481-490

PAGES 481-482

No answers required.

PAGES 483-485 - ESTIMATE AND MEASURE

Put estimates of lengths for each unit. Some units might not be applicable to the item, and could be marked with an X or left blank.

PAGES 487-489 - ESTIMATING MEASUREMENTS

Use the webs to write down things that would be appropriate to measure with the units shown.

PAGE 490 - ESTIMATING AND MEASURING WITH TOOLS

Use the organizer chart to make an estimate, find the real answer, and decide if you made the right choice for units prior to measuring.

2.MD.4 : Pages 491-497

PAGES 491-492

No answers required.

PAGES 493-495 - MEASURE IT!

Use the cards to choose two objects. Measure them and compare the differences in lengths. Record your answers on page 495.

PAGE 496 - MEASURING OBJECTS

Using inches on this page...

- #1 A = 5 inches, B = 4 inches, and A is 1 inch longer
- #2 C = 3 inches, D = 6 inches, and D is 3 inches longer
- #3 E = 4 inches, F = 7 inches, and F is 3 inches longer

PAGE 497 - MEASURING OBJECTS

Using centimeters on this page...

- #1 A = 9 centimeters, B = 12 cm, and B is 3 cm longer
- #2 C = 12 centimeters, D = 5 cm, and C is 7 cm longer
- #3 E = 5 centimeters, F = 7 cm, and F is 2 cm longer

2.MD.5 : Pages 498-508

PAGES 491-492

No answers required.

PAGES 501-506 - ICE FISHING WITH SAM AND JAKE

Practice illustrating to solve problems. Sample answers:

- 501: 5 inches + 6 inches longer = 11 inch fish
- 502: 17 feet + 19 feet = 36 feet
- 503: 29 feet - 22 feet = 7 feet
- 504: 15 inches + 5 inches = 20 inches
- 505: 31 inches - 19 inches = 12 inches
- 506: 50 minutes + 30 minutes = 80 minutes

PAGE 507 - ADDING WITH MEASURES

1. $37 + 25 = 62$ feet
2. $8 + 13 = 21$ meters
3. $48 + 36 = 84$ inches
4. $44 + 33 = 77$ centimeters
5. $5 + 5 + 5 = 15$ meters

PAGE 508 - SUBTRACTING WITH MEASURES

1. $10 - 8 = 2$ feet
2. $20 - 3 = 17$ meters
3. $76 - 57 = 19$ inches
4. $45 - 16 = 29$ centimeters
5. $61 - 5 = 56$ inches

2.MD.6 : Pages 509-522

PAGES 509-510

No answers required.

PAGES 511-520 - LET'S USE A NUMBER LINE

Assemble a number line. Start at 50. Shuffle through cards, take turns drawing and moving to jump forward or back. Keep track on your record sheet on page 520.

PAGE 521 - KNOWING YOUR NUMBER LINE

Top Number Line:

Bike = 35, Star = 20, X = 65

Compass Rose = 85, Circle = 55, Diamond = 100

Bottom Number Line:

Bike = 10, Star = 75, X = 95

Compass Rose = 60, Circle = 40, Diamond = 20

PAGE 522 - ADDING AND SUBTRACTING ON A NUMBER LINE

COLUMN 1: COLUMN 2:

Circle (45) - Bike (30) = 15

X (70) - Circle (45) = 25

Diamond (95) - Star (10) = 85

Compass (85) - Bike (30) = 55

COLUMN 1:

COLUMN 2:

Diamond (20) + X (85) = 105

Compass (70) + Star (50) = 120

Circle (35) + Bike (100) = 135

Bike (100) + X (85) = 185

2.MD.7 : Pages 523-533

PAGES 523-524

No answers required.

PAGES 525-530 - WHAT TIME IS IT?

Use the clocks and their hands, as well as the time cards to practice showing different times on the clocks. Use page 530 to practice drawing hands on clocks.

PAGE 531 - WHAT TIME IS IT

Draw the hands on the clocks to indicate the proper times.

PAGE 532 - WHAT TIME IS IT?

COLUMN 1: COLUMN 2: COLUMN 3:

1:55 3:20 11:50

7:50 6:10 4:15

5:45 2:00 9:50

7:20 12:05 8:05

PAGE 533 - WHAT TIME IS IT?

Find the correct times and draw the hands. The correct pointing positions by color are listed below...

COLUMN 1: COLUMN 2: COLUMN 3:

Red 4, Blue 9 Red 7, Blue 3 Red 2, Blue 1

Red 9, Blue 9 Red 6, Blue 3 Red 10, Blue 4

Red 12, Blue 10 Red 1, Blue 11 Red 3, Blue 8

Red 4, Blue 6 Red 8, Blue 2 Red 11, Blue 5

2.MD.8 : Pages 534-541

PAGES 534-535

No answers required.

PAGES 536-539 - LET'S GO SHOPPING

Use the money manipulatives to help answer questions on page 539. Answers from left to right...

COL1: COL2: COL3: COL4: COL5:

40 cents 51 cents 25 cents 65 cents \$1.05

#3.50 \$1.00 \$1.20 \$1.02 32 cents

PAGE 540 - COUNTING MONEY

1. $.60 + .15 + .04 = 79$ cents

2. $.75 + 1.00 + .14 = \$1.89$

3. $\$3.00 + \$1.25 + .90 + .30 = \$5.45$

4. $\$3.00 + .50 + .55 + .20 = \4.25

5. $\$4.00 + .75 + .60 = \5.35 and $\$5.00 + .80 = \5.80

so $\$5.35 + \$5.80 = \$11.15$

PAGE 541 - COUNTING MONEY

1. $\$4.50 - \$3.10 = \$1.40$

2. $\$1.00 - .50 = 50$ cents

3. $.35 + .73 = \$1.08$

4. $.25 + .80 + .35 = \$1.40$

5. $.45 + .37 + .25 = \$1.07$

2.MD.9 : Pages 542-551

PAGES 542-543

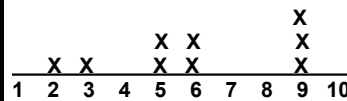
No answers required.

PAGES 544-547 - MEASURE AND PLOT

Using the cards, do some measurements. For each one, place an C on the plot on page 547. Do several to generate some variety.

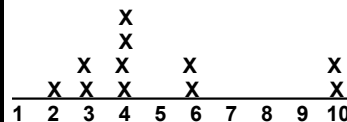
PAGE 548 - ORGANIZING DATA

The plot should look like this:



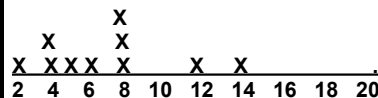
PAGE 549 - ORGANIZING DATA

The plot should look like this:



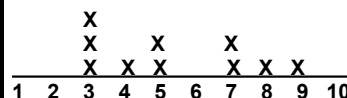
PAGE 550 - ORGANIZING DATA

The plot should look like this (watch that 5!):



PAGE 551 - ORGANIZING DATA

The plot should look like this:



2.MD.10 : Pages 552-559

PAGES 552-553

No answers required.

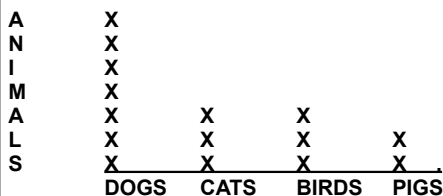
PAGES 554-555 - LET'S MAKE A BAR GRAPH

Use information from your classmates to make a pictograph and a bar graph. Answer the questions on page 555 also.

PAGES 556-557 - GRAPHING ANIMALS AT THE SHELTER

Sample graph answer:

ANIMALS AT THE SHELTER



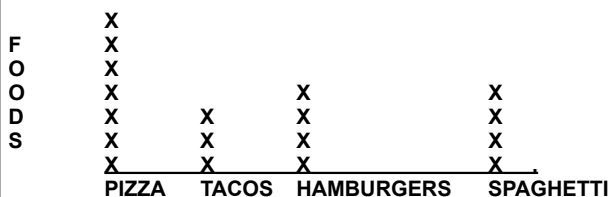
Answers from page 557

1. 7 dogs
2. 2 pigs
3. $7 - 3 = 4$ more dogs
4. 15 animals
5. $3 + 2 = 5$

PAGES 558-559 - GRAPHING ANIMALS AT THE SHELTER

Sample graph answer:

FAVORITE FOODS



Answers from page 559

1. 7 kids like pizza
2. 4 kids like spaghetti
3. $7 - 3 = 4$ kids
4. $3 + 4 = 7$ kids
5. 18 kids

2.G.1 : Pages 560-566

PAGES 560-561

No answers required.

PAGES 562-564 - MAGIC SHAPES

Use the shapes cards to ask each other questions. Move steps on the board according to how many points are left after each clue is given.

PAGE 565 - DRAWING SHAPES WITH RULES

Answers will vary on some questions...

COLUMN 1:	COLUMN 2:
any quadrilateral	circle, oval
cube	cylinder
pentagon, hexagon, ...	sphere (cylinder)

PAGE 566 - HOW MANY FACES AND VERTICES?

	FACES	VERTICES
Cube	6	8
Cylinder	3*	0 (2 circle faces, 1 curved that wraps)
square pyramid	5	5
triangular prism	5	6
rectangular prism	6	8
cone	2*	1* (technically a point, has a curved face that wraps)

2.G.2 : Pages 567-572

PAGES 567-568

No answers required.

PAGES 569-570 - SHARING CHOCOLATE

Practice cutting page 569 into different sizes, according to the number rolled on dice. Then practice drawing cuts on the chocolate bars on page 570. The number in the box tells you how many pieces to cut it into.

Answers are given in possible cutting styles, as each piece must be the same size. They are arrays, really. Answers from left to right:

COLUMN 1:	COLUMN 2:	COLUMN 3:
6=1x6, 3x2, 2x3	5=1x5	3=1x3
10=1x10, 2x5, 5x2	7=1x7	9=1x9, 3x3
2=1x2	4=1x4, 2x2	8=1x8, 2x4, 4x2

PAGE 571 - WHAT'S INSIDE?

Answers from left to right...

COLUMN 1:	COLUMN 2:	COLUMN 3:
11	18	10
10	12	10

PAGE 572 - WHAT'S INSIDE?

Answers from left to right...

COLUMN 1:	COLUMN 2:	COLUMN 3:
16	15	12
14	11	10

2.G.3 : Pages 573-581

PAGES 573-574

No answers required.

PAGES 575-579 - PIZZA FOR ALL!

Practice using fraction pieces and adding fractions with the activities on these pages.

PAGES 580 - HALVES, THIRDS, AND FOURTHS

Answers from left to right...

ROW 1: Circle = $\frac{1}{2}$ shaded Rectangle = cut into fourths.

ROW 2: $\frac{2}{4}$, $\frac{1}{3}$, $\frac{2}{4}$

ROW 3: shade $\frac{3}{4}$ circle shade $\frac{1}{2}$ circle

PAGES 581 - HALVES, THIRDS, AND FOURTHS

Answers from left to right...

ROW 1: shade $\frac{1}{2}$, $\frac{2}{4}$, and $\frac{1}{3}$

ROW 2: cut in 4, shade 3. cut in 3, shade 2. cut in 4, shade 2.

END OF SECOND GRADE WORKBOOK